

# NEEDLES and THREADS OF RUXTON

7701 Bellona Avenue Ruxton, MD 21204-6501 410.828.7688  
www.NeedlesandThreadsofRuxton.com

Volume 6, Issue 2

August 2006

## Message From Judy. . .

We are very excited to announce that Deborah Wilson is coming to teach at the shop again this October. Please allow me to extend a personal invitation to each of you to join one or both of her classes. You will learn a lot and have a great time in the process! Details about the classes can be found in the next article. It promises to be a great weekend.

Zoe is growing up and becoming much more of a little Diva as the days pass. She knows this is her store and she welcomes all of you. Thank you for your patience during her puppy days when she was a bit of a handful. I am pleased to say that those days are behind us (for the most part) and she is much calmer.


We all hope to see you soon.

### Inside This Issue:

- |                                 |                        |
|---------------------------------|------------------------|
| 1 Message From<br>Judy          | 3 Book Club            |
| 1 Classes                       | 3 What's New           |
| 2 New Threads                   | 3 Hot off the<br>Brush |
| 2 Stitch of the<br>Month: Wheat | 4 Trunk Shows          |
|                                 | 4 Finishing            |

## Deborah Wilson at Needles and Threads

Deborah Wilson is the owner and designer of Beau Geste Designs. She will be here October 27-29 to teach two exciting projects.



Friday, October 27th, Deborah will be teaching **Gilded Strawberry**. This is a great introduction into the art of traditional goldwork. The design is painted on black canvas, but don't let that fool you, you don't have to worry about counting threads. We will be learning the differences in types of real metal threads using those to create a tempting strawberry and beautiful leaves. The icing on the cake is a silk ribbon flower! The finished design size is 3.5" x 3.5" and would be beautiful framed or in a box top. Cost for this class, including all necessary supplies is \$255.00.



Saturday and Sunday will be an undersea adventure, **Neptune's Sentry**. Deborah designed and stitched this piece for her "Certificate with Distinction" in Canvaswork at the Royal School of Needlework. This design is a treasure chest of stitches, threads and textures worked on 18ct aquamarine canvas. The seahorse alone utilizes eight different stitches including a highly dimensional "tummy" treatment. The background shows through

in this design creating even more depth to the design (and allowing you to stitch it more quickly). We will also be attaching found objects to the canvas. Cost for the two-day Neptune's Sentry class is \$475.00.

**SPECIAL OFFER:** Sign up for both classes and receive **20% off** for a total of \$585.00.

Both of these designs can be seen in color in the shop or on-line at [www.beaugestedesigns.com](http://www.beaugestedesigns.com)

### Splendor

The Splendor line from Rainbow Gallery continues to grow and be one of our favorites at the shop. It is a beautifully lustrous 12ply, 100% silk. Typically 4 ply covers perfectly on 18ct in Basketweave.

They have now made your job of stitching faces even easier with the addition of two new cards of silk. Blush Porcelains is a series of lighter fleshtones while Bronze Porcelains is a series of deeper fleshtones, great for ruddy complexions. These are pre-selected palettes of six shades of each flesh tone. The cards include two yards of each shade so that you can create realistic faces easily!

### Silk Ribbon


We have been expanding our line of silk ribbon and learning new and exciting ways to use it. Stop by and let us show you how much fun it can be to use.

The beauty of silk ribbon is how quickly it covers the canvas. Typically, you use larger stitches coupled with the fact that the ribbon is much wider than your average thread and before you know it, you have a flower, or leaf, or birds feathers complete. There are lots of wonderful stitches you can use.

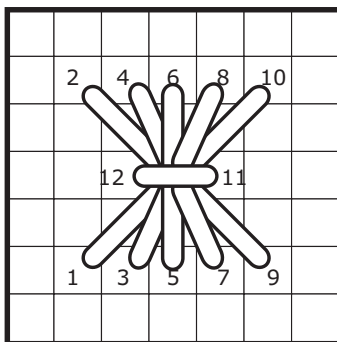
Try it in a section of a canvas you really want to stand out. We think you will like the results.

## STITCH of the Month

### Wheat Stitch



Stitches CD Volume I ©Ruth Schmuff



**Wheat Stitch** is a great stitch full of drama. Begin by stitching five vertical Long Stitches and then wrap them at the center with a horizontal stitch pulling them together to form what looks like a shaft of wheat. You can then either add small vertical stitches between the Wheat Stitches or leave those canvas threads exposed. Consider working the small vertical stitches in a contrasting thread or color.

Wheat Stitch is great anywhere you need lots of texture. Consider it for bushes and hills, thatched roofs on cottages or simply use it to create a graphic border around a design.


## What's New

Are you tired of stitching in the dark? If you had just a little more light your eyes wouldn't tire so quickly, you could stitch longer and have more fun doing it. The answer is MIGHTY BRITE. These are tiny super bright clip-on lights that weigh absolutely nothing. Clip one to your stretcher bars or scroll frame and direct the light to just the area you need to see. Great for stitching in the car.

We love shoes, all kinds of shoes, but we particularly love needlepoint shoes. There are two new options on the needlepoint shoe front. Slides are now available in a variety of patterns. The sole of the shoe is a cushy black slight wedge that will pretty much go with anything. All you have to do is needlepoint the tops of the shoes. We will measure your foot and send them off for finishing. Don't forget, for anything this cool you will need a matching handbag. Many of the shoe patterns are also available as inserts into the Lee leather demi pouch. The stitching area is only 4" x 8" so it won't take too long to stitch.

If you prefer flip flops, stitch a belt, the entire design area please. Allow us to finish it into a very hip pair of flip flops. The thong is highlighted with a leather tab. You have 19 pretty colors to choose from. Again the sole is a cushy black rubber that is oh so comfortable.

Did you notice we mentioned 19 pretty colors of leather to choose from? This means that there are also 19 pretty new colors for belts.



## Book Club

What could possibly be new in needlepoint books? How about a needlepoint book on CD? *Stitches CD Volume I* by Ruth Schmuff and Kathy Holicky is a compilation of 300 stitches perfect for needlepoint. Why, you ask, do you need your stitches on a CD? Do you travel? Do you take your laptop with you? If so, copy the CD onto your hard drive and never leave home without stitches again. Or print out the stitch that goes with a certain project and throw it in the bag with that project. No more book to lug around. All stitches are grouped by type, straight, diagonal, decorative, darning patterns, tied and crossed. The stitches are all saved as both pdfs and as jpgs. So not only can you print them and stitch from them, but since they were designed to be used as clip art, you can use them in newsletters and stitch guides. Just give the proper credit as we did with the stitch at left. Now you know how clear the stitches are.

Are you looking for an equally handy stitch book that doesn't require electricity? Suzy Murphy has just written *Suzy's Portable Stitches - Distilled from Suzy's Small Stitches and Suzy's Surprise Stitches*. These are her favorites from the previous books, again grouped by type and bound into a cute little 5.5" x 8.5" format very convenient for travel.

Amy Bunger has new chapters for her Cookbook for Stitchers. The Cookbook is a great loose-leaf notebook with a new chapter or two available every six months or so. Amy's stitches are always innovative and beautifully charted. The latest chapters include: Chapter 20, Midnight Lace (Blackwork), Chapter 21, How Does Your Garden Grow? (Stitches for plants, dirt, paths and grass) and Chapter 22, Dog's Breakfast (Assorted stitches that Amy likes)

## Hot off the Brush

The tradeshow are always inspiring. There are so many wonderfully talented designers and so many new canvases that it is hard to pick just a few to tell you about. We invite you to stop by the store and see what's new. There are new canvases arriving daily.

Many of the designers are now providing us with full-color catalogs for use in the shop. This is a great way to see their entire line. If you have a favorite designer, simply ask to see their catalog. We are always happy to special order a canvas for you. Please remember the canvases are hand-painted by real people so while the canvas you want may be in-stock for immediate delivery it may also take several months to arrive. Rest assured, the painters are painting as fast as they can.

## *Trunk Show Schedule*

### September

Elizabeth Turner Designs - A great selection of belts, handbags, shoes and more!!

### October


Deborah Wilson/Beau Geste - Christmas, Easter and Halloween are where Deborah got her start, but that's not all she has to tempt you with! The line has grown to include a range of beautiful contemporary and traditional designs.

### December

Melissa Shirley Designs -

Melissa is an incredibly talented designer with a huge line.

Now is your chance to see it in person along with the designers she represents - Mary Lake-Thompson, Linda Carter Holman and John Johannsen.



## *Finishing Time*

If you have anything you want finished in time for the holidays, it's time to finish it up and bring it on in. Most items need to go to the finisher by the end of September.

**End of September -**  
Jointed Figures, Purses & Shoes, Pillows, Ornaments and Stockings

**October 20 -**  
Flip Flops

**November 20 -**  
Belts



7701 Bellona Avenue Ruxton, MD 21204-6501  
410.828.7688

RETURN SERVICE REQUESTED

FIRST CLASS MAIL