

# NEEDLES and THREADS OF RUXTON

7701 Bellona Avenue Ruxton, MD 21204-6501 410.828.7688  
www.NeedlesandThreadsofRuxton.com

Volume 6, Issue 1

February 2006


## Message From Judy. . .

February is always a very exciting time for us. February is our self imposed month of reflection—when we count ourselves lucky to be doing something we are passionate about and to have customers like you, customers also passionate about the art and craft of stitching and interested in trying something new.

As a way of thanking you, we wish to extend **20% off** all in-stock canvases throughout the month of February. Now if that isn't exciting, we don't know what is!

February is also exciting because we have just returned from our annual trip to the West Coast. This is the biggest show of the year, filled with the newest of the new and the best of the best. We had a wonderful time and ordered many new things for the shop. We'll tell you about a few throughout this newsletter, but remember just because we mention them here doesn't mean they are in-stock today. The designers are painting canvases and shipping as quickly as they can but this too takes time.

We hope to see you soon.



## Book Club

Every neighborhood and TV show seems to have a book club these days. Have you checked out Oprah's list?

Our club is different; it's new; it's cutting edge! These are needlepoint books simply recommended to

you as ones we think are really great. The following are some new, some old that will be in the shop soon.

Shay Pendray's classic - *Stitching Toward Perfection* is a must have for anyone who wants to improve her stitching. Shay teaches the proper way to frame up your piece, start and stop your threads and lay silk. She explains the proper technique of holding the needle and using a laying tool. All this and many more tips are explored in *Stitching Toward Perfection*.

Amy Bunger will soon have two more chapters available for her *Cookbook of Stitches* and *Celebrity Chefs* books. We can't wait for them to arrive.

*More Shadow Stitching* by dede Ogden is a technique book that will certainly fill a void in your stitching. What do you do when you fall in love with a canvas that is too beautifully painted to stitch? You know the ones I mean. They are pretty as a picture but every stitch requires a choice; do I use this color or that. Forget stitches. Even basketweave is too big. Shadow Stitching is the answer. Simply put, the entire canvas is stitched in a simple open stitch using a single light weight thread. This book will show examples of stitches and has a collection of photos to whet your appetite. It will open a new world in your stitching.

### Inside This Issue:

- |                            |                     |
|----------------------------|---------------------|
| 1 Message From Judy        | 3 What's New        |
| 1 Book Club                | 3 Hot off the Brush |
| 2 New Threads              | 3 Classes           |
| 2 Stitch of the Month: Rya | 4 Trunk Shows       |

## What's New With Threads?

### New Colors

As trends change, colors change and that means manufacturers are constantly adding new colors to their palettes of threads.

### Splendor

There are now 10 more colors in our favorite silk thread. This is the perfect staple for stitching anything, beautiful sheen and easy to stitch with. Now available in 341 colors.

### Mandarin Floss

34 new colors. This line is filling in nicely. Again, super easy to work while rewarding you with a slightly different sheen than silk.

### Soft Sheen Fyre Werks

Four new colors.

### Neon Rays

Five new colors.

### Fluffy Fleece

11 new colors. These are great for beards, animals, hair — anything fluffy. Simply couch in place for instant pizzazz.

Before you wonder where we will put all these new colors, let's talk

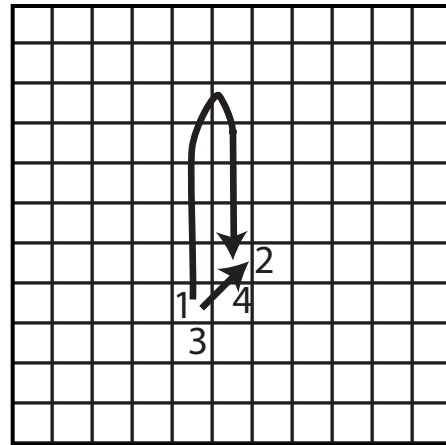
### New Threads

#### Soy Luster™

This is a completely new thread on the market, and it truly lives up to its name. It has the durability of cotton, the luster of silk and it's as soft as the finest merino wool. It's hand dyed, earth friendly and formaldehyde free. It becomes softer and more luxuriant with each stitch. Currently it is available in 82 delicious colors. Some are solid and some have a subtle shadow to give your stitching even more depth. Use two strands on 18ct or three on 13ct.

## STITCH of the Month

### Rya Stitch



Rya is a great stitch that is quick to do and gives really exciting results! It's fluffy, it's fun and it's small so it fits everywhere. It's no bigger than a basketweave stitch.

This is a two step stitch, bring your needle up at one and down at two. Don't pull the thread all the way through as you would with basketweave, leave a loop. Repeat, bringing the needle up at three and down at four. This second stitch will anchor the loop and keep it in place.

You can use any thread you want for this stitch depending upon the look you desire. Use 2 ply floss on 18ct and create tiny eyelashes on a beautiful lady. Use Petite Very Velvet and create a ruffle on a dress. Use a heavier thread and fill an entire area, not just a row to create a poof of texture. Imagine a fuzzy sheep or hair on a child, bushes, trees; the list goes on and on. Depending upon the combination of thread and scale, you can create just about anything.

Typically you would want to keep your loops uniform since you will not be cutting them as you would in Turkey Work. You could also consider allowing your loops to be more random. Plants and hair do not grow perfectly even.

Try an overdyed for another fun effect or Flair to simulate a chiffon ruffle. I could go on and on. I do love this stitch. It's one of Amy Bunger's favorites too.

## Classes

While in California at the tradeshow Vikki and I were lucky enough to take several classes from national teachers. This is always inspiring and fun. My favorite class was a bracelet design by Melissa Shirley.



On **May 21st** I will be teaching this class at the shop! It's quick to stitch and tons of fun.

The canvas shown above looks pretty straight forward, but imagine lime green, hot pink, hot orange all on a black background. And each of these funky shapes are stitched in a different way!

Just think of what you can do with this knowledge after the class. All those odd shaped spaces on a canvas that aren't really circles and don't really allow you to use a pattern stitch will no longer be a problem! No more just stitching in basketweave!

The class uses an assortment of fun threads including Accentuate, Kreinik #12 Braid, Overdyed Floss, Fiesta, Flair, Neon Rays, Pebbly Perle, Petite Very Velvet, Splendor, beads and crystals.

When you are finished stitching, you can finish as a bracelet or inset into a purse. The options are endless. Talk about instant gratification!

Don't forget Deborah Wilson will be here again this October to teach. Mark your calendars.

## What's New

We all have our favorite way to stitch. Some hold their canvas in hand while others use a frame. Some stitch at a table and others use a floor frame to hold their needlework. Kay's Creations has come out with a new lap stand that is just terrific! Trust me; I tried it. A clamp holds your frame and you sit on the base to keep it stable. It's truly comfortable and it will work if you like to stitch in a recliner.

We've been keeping our eyes open for a new line of furniture that would offer affordable options in finishing and we've found it. The furniture is solid cherry and is made by American Heritage. The line is currently small. They have three sizes of benches/footstools. 8H x 13L x 11W, 14H x 15L x 12W or 17H x 36L x 16W (piano bench) and the prices range from \$150 - \$180. As if the prices and quality aren't reason enough to check these out, we are excited about the style. They are transitional so if whether your style is contemporary or traditional these will blend!

## Hot off the Brush

Danji has a great new handbag we think you are going to love for summer. The handbag comes complete with a scarf tied around it through belt loops. You can stitch needlepoint and applique it to the front or you can stitch a section of belt and run it through the belt the belt loops. How cool is that? The handbags come in black, red, hot pink, and blue.

Zecca is a great designer who works primarily in fimo creating scissor fobs and accessories. She has recently branched out into designing canvases that have her same colorful look. We ordered several including a needlepoint clock that is going to be great fun to stitch. Lots of colors, lots of shapes; it's a great way to use up all your left over threads or try some new ones. She has also designed a very cool earring holder. Again, colorful, fun and quick to stitch!

You may remember seeing a beautiful HP Designs canvas on our wall of a little Asian boy peeking between two doors. Susan Portra has just completed a stitch guide for that piece and it is outstanding! Her stitch and thread selections are known to bring a canvas to life.

Katie Molineux of Shorebirds had many new beautiful pieces at the show. She has started a line of limited edition pieces that will take your breath away. These are larger canvases that are framed either top and bottom or left and right with pieces of obi silk. The textures, the colors, the patterns — they are all gorgeous and just think, the finishing is almost done!

We ordered the cutest dogs from Ruth Schmuff. Yes, she usually does cats, but that doesn't mean she doesn't love dogs too. It just took the right dogs to tempt her. Her line now includes a bulldog, golden retriever and a beagle with the most soulful eyes. Who knows, maybe Zoe will be next!

## TRUNK SHOW SCHEDULE

February - *CUSTOMER APPRECIATION MONTH - 20% off all in-stock canvases.*

### March

Ruth Schmuft - Many of you have met Ruth when she is in the shop. Now is your chance to see her line of bright happy canvases. The range runs from funky ladies, to cats, dogs and Christmas. These are not your Grandmother's Needlepoint!

### April


Julia - Julia's line is diverse. The canvases include not only Halloween and Christmas but baby announcements, wedding announcements, Judaic and those wonderful little Limoges-style boxes that stitch very quickly and make great gifts.

### May

Artists Emporium - This is a collection of designers all with different styles. They could be an entire shop all in themselves. The AGA designs are colorful and funky. The most exciting part of this group is that they include JHL belts. If belts are your thing, prepare to be amazed at the selection!

### June

Kathy Schenkel - Kathy has a great sense of whimsy in her canvases. Lots of Christmas! If you are quick these can even be finished for this year!!



7701 Bellona Avenue Ruxton, MD 21204-6501  
410.828.7688

**RETURN SERVICE REQUESTED**

**FIRST CLASS MAIL**

